

YOUR CARGO WILL ALWAYS BE DRY.
THE DRY LINER.



ANYBODY WHO TRAVELS A LOT NEEDS A RELIABLE TRAILER. IN THE DRY LINER YOUR CARGO WILL ALWAYS BE DRY AND SAFE UNTIL IT REACHES ITS DESTINATION, THEREFORE, ENABLING YOU TO REACH YOUR ECONOMIC TARGETS. THE INDESTRUCTIBLE TRAILER SUPERSTRUCTURE OFFERS PRACTICAL EQUIPMENT WHICH IS PERFECTLY ADAPTED TO EVERYDAY TRANSPORT REQUIREMENTS IN EVERY RESPECT AND WHICH PAYS ATTENTION TO THE SMALLEST DETAIL.

Robust and reliable. The superstructure.


The KRONE Dry Liner is particularly robust and efficient to withstand trailer requirements. The stable welded chassis features diagonal frame reinforcements and rubber buffers at the rear; thus it tolerates even strong bumps at the ramp. In addition, the Dry Liner steel superstructure is also treated with the corrosion-resistant cataphoretic painting plus powder coating. Unless you prefer another kind of wall. No problem. Thus the Dry Liner is perfectly suited for everything that shall be transported in a coffer in a safe and protected way, from clothes via first-class electronic equipment through to furniture.

The professional among the coffer-type semitrailers.



Based upon the Profi Liner chassis, the Dry Liner is as flexible as hardly any other coffer. The Dry Liner is available in various options to ensure that not only your trailer, but also your business runs smoothly. Every model features a multitude of practical KRONE details. It is indestructible because it is made of galvanised steel plates all around. It saves money because the slanted front wall reduces air resistance and fuel consumption. It is tailor-made because the Dry Liner is not only available with standard keyhole plates in the steel execution, but also with smooth plywood side walls, with strapping strips, with plywood or needle felt linings, and with doubledeck equipment.



Protected rear.
Underrun protection and light rack can be changed individually. A horizontal Delta impact buffer and four vertical buffers protect the rear when docking.



Aerodynamic front wall.
The slanted front wall reduces the air resistance.



Various interior linings.
Various interior linings are available, e.g. plywood and needle felt. The guide rails for doubledeck loading are perfectly integrated. They are nearly completely embedded in the keyhole plates of the side wall.



Smooth outer walls.
Integrated turn rods and embedded door locks (optionally four locks) for smooth outer walls.



Robust and easy-care.
The front wall of the Dry Liner is lined with screen printing plates at the inside over its entire height.




Double collision protection.
A chassis which is pulled up at the front and the screwed-on plywood rebound plate stabilise and protect the front wall.



Optional rolling door.
Optionally, a space-saving rolling door is available instead of the standard container doors.




Protected side walls.
Raised side double-wall kick strips protect the superstructure walls against damage through fork lift trucks or through the cargo.




Variable interior equipment.
The steel coffer model of the Dry Liner is equipped with keyhole plates as standard. The plywood series features attached strapping rails.

Pallet boxes.
There is enough space for different sizes of pallet boxes in front of the axles. They meet the requirements for side collision protection.



Perfect load securing.
The Dry Liner is available with locking rods for the keyhole plates on the side walls, which are also suited for clothes rails.



Multi Switch.
Multi Switch is a system comprising horizontal and vertical guide rails to secure the load in any position to the rear in a very simple way.